



To Our Valued Customer:

June 28, 2007

- ThyssenKrupp Safway has recently learned that certain Perimeter Guard Rail Posts (PGR) manufactured for Safway since 1995 will require a reinforcement weld to the hex nut at the top of the post. There have been a few instances where the nut came off during installation/dismantling, causing the inner tube to be separated, and fall to the ground below. While no injuries have been reported to ThyssenKrupp Safway, this condition presents the potential for ***serious injury, death, and/or property damage.***
- If you are no longer the owner of this product, please contact us with any information you may have with respect to the new owner and we will follow up with them directly.
- The following Exchange Procedure, and Technical Safety Bulletin and Identification Chart which will help you with the process of identifying and the procedure to follow once these items have been identified.

A handwritten signature in black ink, appearing to read 'Andy Reiland'.

Andy Reiland
Manager of Assets and Procurement
ThyssenKrupp Safway, Inc.



Product Alert

PGR Exchange Procedures

Subject: PGR - Perimeter Guard Rail Posts

Issue:

PGR's are guard rail posts that are designed for use on edges of concrete slabs with uniform thickness from 3" to 26". PGR's are comprised of an outer tube and an inner tube, each with a half jaw. The outer tube has a nut located at the top. As the user tightens the nut, the inner tube is drawn into the outer tube, thereby pulling the jaws together and gripping the concrete slab. Guard rails are then installed in the post loops provided.

ThyssenKrupp Safway recently learned that certain PGR's manufactured for Safway will require a reinforcement weld to the hex nut at the top of the post. There have been a few instances where the hex nut came off during installation/dismantling, causing the inner tube to become separated, and fall to the ground, posing the risk of **serious personal injury, death, and/or property damage.**

Identification:

See Technical Safety Bulletin.

Exchange:

Due to the need to reinforce the weld on the hex nut, we have elected to exchange all PGR's manufactured after January 1995 with reworked PGR's or PGR's recently manufactured. Although only a small percentage of the identified PGR's may ever experience a broken weld, in the interest of safety and in order to make the exchange process as easy for you as possible, Safway has elected to exchange all of your PGR's, (regardless of the year manufactured).

The exchanges will be coordinated by our local branches. To ensure as smooth a transition and exchange as possible, we ask that you contact the Safway Branch and establish a mutually acceptable process for the exchange. The Safway Branch will discuss with you the timing and procedure for the exchange.

When contacting the Branch, please be ready to advise them of the quantities of PGR's to be returned. Please remember that the PGR's being returned must be in a clean and workable condition.

Other:

As part of its inspection process, Safway has learned that PGR's manufactured by others may have a similar weld as some of the Safway PGR's. We urge you to contact any other Perimeter Guard Rail Post (Slab-Grabber) suppliers from whom you have purchased Perimeter Guard Rail Posts to verify that the hex nut on non-Safway Perimeter Guard Rail Posts will not become separated.

Please direct any questions to your local ThyssenKrupp Safway branch or to:

Andy Reiland
Manager of Equipment Procurement/
Asset Management
Phone: (800) 558-4772 ext. 6564
Email: andy.reiland@safway.com

Rev. 7-9-07





Product Alert

PGR Technical Safety Bulletin

Subject: PGR - Perimeter Guard Rail Posts



Photo 1



Photo 2



Photo 3



Photo 4

1. Items Affected:

Perimeter Guard Rail Posts (PGR). ThyssenKrupp Safway recently learned that certain PGR's manufactured for Safway will require a reinforcement weld to the hex nut at the top of the post. There have been a few instances where the nut came off during installation/dismantling, causing the inner tube to be separated, and fall to the ground, posing the risk of **serious injury, death, and/or property damage.**

2. Identification of PGR's to be Returned:

PGR's having fillet welds not welded completely around the threaded rod as shown in Photo 1. See Identification Chart.

3. Action Requested:

3.1 Items not in use should be returned to Safway per the PGR Exchange Procedures enclosed.

3.2 PGR's identified above do not have to be dismantled providing:
The PGR's were originally installed in accordance with ThyssenKrupp Safway Installation Instructions (ORN 1004, see attached), and Federal and Local regulations.



3.3 Caution must be taken when removing the PGR. To ensure the nut does not come off the threaded rod when dismantling, use a box end or open end wrench. Take care to avoid turning the nut off the threaded rod to prevent the inner tube from falling to the ground, which could cause **serious injury, death, and/or property damage.**

Upon dismantling, set aside PGR for identification and possible rework. See Identification Chart.

4. Identification of PGR's NOT to be Returned:

4.1 Reworked PGR's
PGR's that can be used in the exchanged or sent back into the field for sale and rental can be identified by the following:

- **Weld completely around the threaded rod, the top portion of the PGR painted green. See Photo #2.**

AND

- **The letter "A" stamped above the lubrication hole. See Photo #3.**

4.2 PGR's with top nut plug welded. See Photo #4.

PGR's that were plug welded, no portion of the weld is visible above the nut. See PGR Identification Chart.

Please direct any questions to your local ThyssenKrupp Safway branch or to:


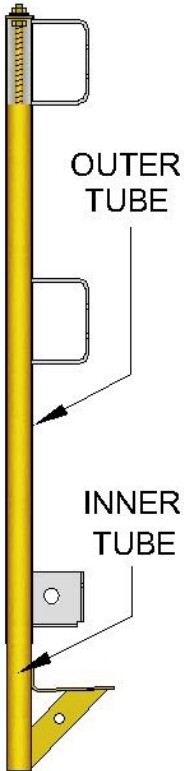
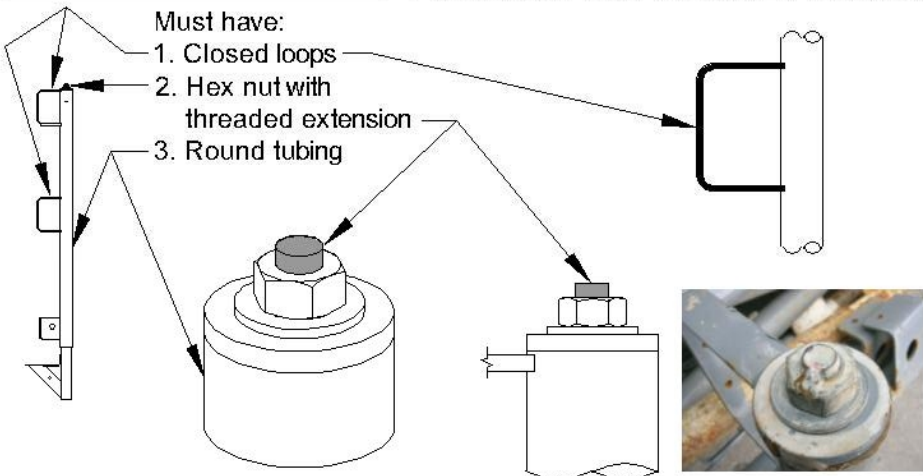
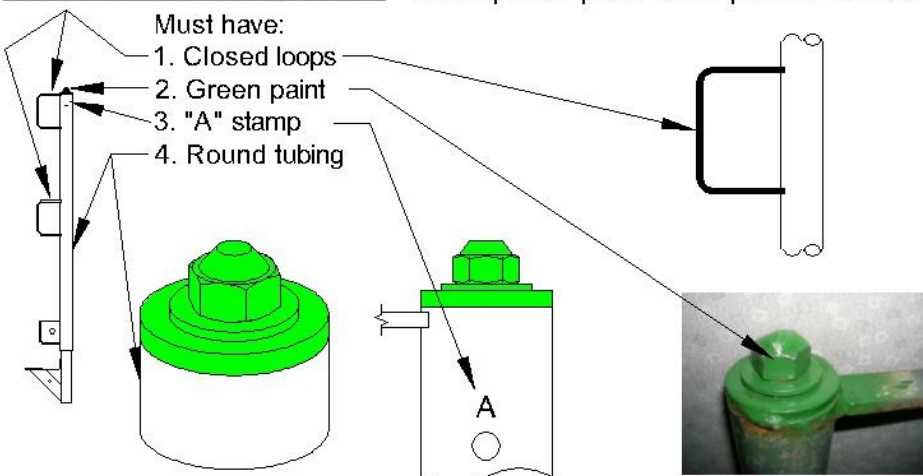
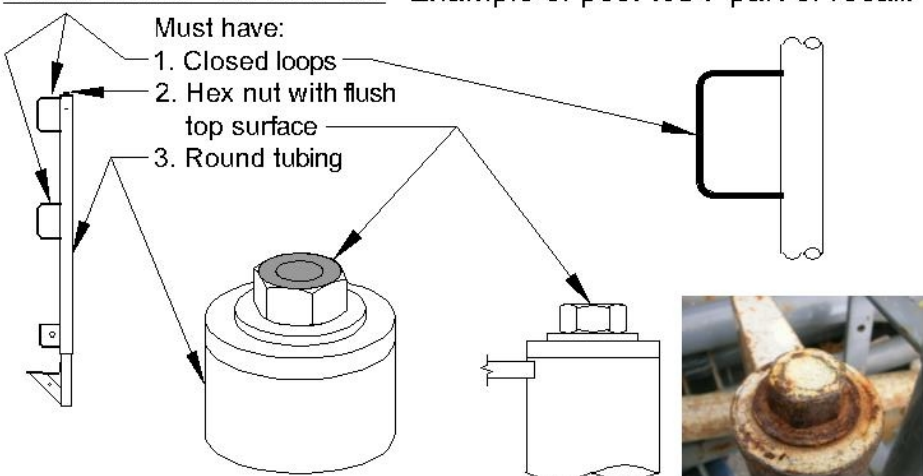
Dale Lindemer
National Engineering Manager-
Product Applications
Phone: (800) 558-4772 ext. 6560
Email: dale.lindemer@safway.com

Peter Wieggers
Engineering Manager -
Product Development
Phone: (800) 558-4772 ext. 6576
Email: peter.wieggers@safway.com

Rev. 7-9-07



IDENTIFICATION CHART: PERIMETER GUARD RAIL POST (PGR)

PRODUCT	IDENTIFICATION 7-3-07	ACTION REQUIRED
 <p>PGR</p> 	<p>THYSSENKRUPP SAFWAY PGR Post MUST look EXACTLY like this.</p> <p>Must have:</p> <ol style="list-style-type: none"> 1. Closed loops 2. Hex nut with threaded extension 3. Round tubing 	<p>ISOLATE REWORK REQUIRED</p>
	<p>THYSSENKRUPP SAFWAY PGR Example of post NOT part of recall.</p> <p>Must have:</p> <ol style="list-style-type: none"> 1. Closed loops 2. Green paint 3. "A" stamp 4. Round tubing 	<p>NO ACTION REQUIRED</p> <p>REWORKED AVAILABLE FOR RENTAL/SALE</p>
	<p>THYSSENKRUPP SAFWAY PGR Example of post NOT part of recall.</p> <p>Must have:</p> <ol style="list-style-type: none"> 1. Closed loops 2. Hex nut with flush top surface 3. Round tubing 	<p>NO ACTION REQUIRED</p> <p>NOT AFFECTED AVAILABLE FOR RENTAL/SALE</p>

ThyssenKrupp Safway, Inc.

A ThyssenKrupp Services company
Corporate Headquarters
N19 W24200 Riverwood Drive
Waukesha, WI 53188
Toll free: (800) 558-4772
Telephone: (262) 523-6500

For a list of branch locations in the
United States and Canada,
visit our website at **www.safway.com**

©2007 ThyssenKrupp Safway, Inc.
All Rights Reserved.

